

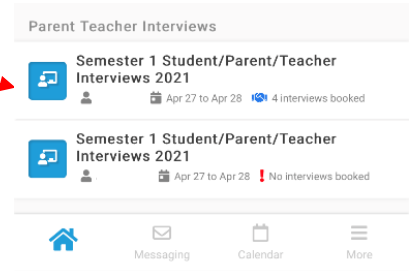
Booking a Student/Parent/Teacher Interview with DAYMAP



For mobile devices using the DAYMAP App

1. Open the DAYMAP app on your mobile device

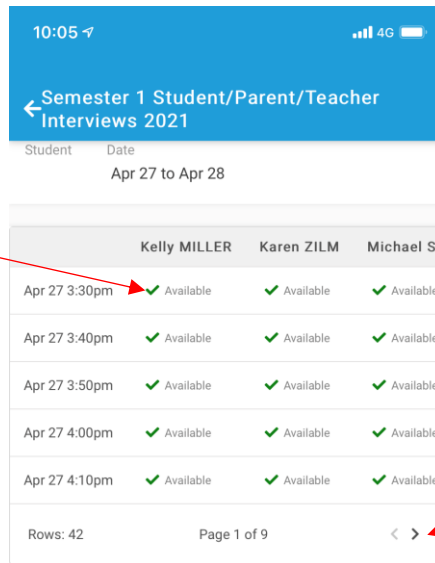
2. Towards the bottom you will see the option to book interviews for each of your children.



Tap on one of the blue boxes to see a list of available times

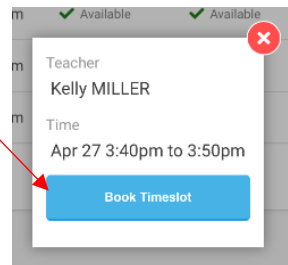
3.

Tap on any of the slots with a green arrow to make a booking

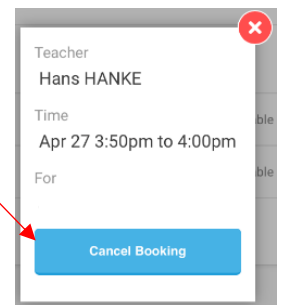


Tap on the arrow to scroll to see more time slots and teachers

4. Tap on "Book Timeslot" to confirm the booking



Or to cancel an interview, click on one of your booked timeslots and tap on "Cancel Booking"



5. To view all your bookings, tap on the "Calendar" icon at the bottom of the app.

